

Log In or Enroll at www.olivenhain.com/pay-my-bill

OLIVENHAIN
Municipal Water District
A Public Agency

[Olivenhain Municipal Water District Homepage](#) [Join our email list!](#) [English \(US\)](#)

LOGIN **MAKE A ONE-TIME PAYMENT**

Welcome to Olivenhain Municipal Water District Customer Portal

* Required Fields

* Login ID (do not include spaces)

* Password

[Forgot your Login ID \(do not include spaces\)?](#)
[Password Help?](#)

Login

Don't have a Login ID?
Enroll today to set up your secure user name and password, view and pay bills, view your water usage on My Water Use Dashboard, and see your account status and payment history.

Enroll

Customer Account Main Screen Once Logged In: Select “View Bill and Usage” button

OLIVENHAIN
Municipal Water District
A Public Agency

Home Pay My Bills AutoPay **Name** jilish (US)

* Required Fields

Home

Account Number

View Bill and Usage

Statement Date 1/14/2025
Payment date 2/5/2025
Amount Due \$0.02

* Payment Amount \$ 0.02

* Payment Method Add

* Pay Date 2/12/2025

MESSAGES View
Congratulations on your Enrollment! Please go Green with Paperless billing.

TEXT NOTIFICATIONS Manage
Text Notifications are Active

AUTOPAY Add

Continue to Payment


© 2004-2024 Olivenhain Municipal Water District All Rights Reserved. | [Terms of Service](#) [Contact Us](#) [Privacy Policy](#) [Logout](#)

“View Bill and Usage” Screen

Click to [View History](#)

[View Usage](#)

1 / 2 | - 100% + | ↕ ↻
↓ 🖨 ⋮



OLIVENHAIN
Municipal Water District
1966 Olivenhain Road • Encinitas CA 92024
760-753-6466 • www.olivenhain.com

ACCOUNT SUMMARY

Name:

Customer-Account Number:

Service Address:

Statement Date: 01/21/2025

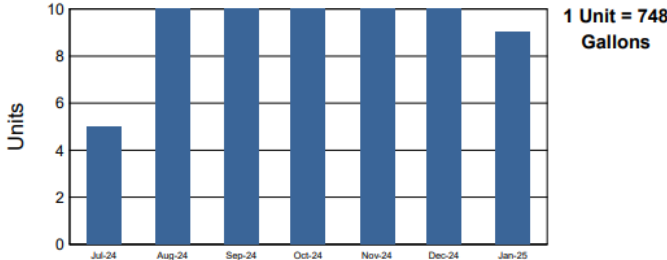
Balance Forward: \$0.00

Total Current Charges- Due 2/15/2025: \$99.91

Total Amount Due: \$99.91

Meter #	Meter Size	Previous Date	Previous Read	Current Date	Current Read	Usage	Days
Potable Water	3/4"	12/09/24	1534	01/08/25	1543	9	30
Fire Protection	1"	12/09/24	0	01/08/25	0	0	30

WATER USAGE HISTORY



1 Unit = 748 Gallons

Average Gallons per Day (this period): 224

Average Gallons per Day (one year ago): 0

The average monthly usage for your size meter (3/4") is 14 units.
Thank you for using water efficiently

BILLING DETAILS

Previous Balance \$104.67

Payment - Infosend Credit Card -\$104.67

Balance Forward \$0.00

Potable Water - Domestic

Water Consumption	Usage	Rate	Charges
Tier 1: 0-6 units	6	\$4.43	\$25.63
Tier 2: 7-23 units	3	\$6.47	\$18.75

*A rate change occurred during this billing period and charges may be prorated

Other Charges Charges

Rate Reimbursement Credit -\$1.21

Service Charges Charges

SDCWA Infrastructure Access Charge \$4.44

System Access Charge \$45.66

Fire Protection

*A rate change occurred during this billing period and charges may be prorated

Other Charges Charges

Service Charges Charges

Fire Services - Meter Charge \$6.64

Total Current Charges due 2/15/2025 \$99.91

TOTAL AMOUNT DUE: \$99.91

IMPORTANT MESSAGES

- Save time, save postage, and go green with electronic bills and payments. To enroll, visit www.olivenhain.com/ebill.
- Approximately 55% of the average customer's water bill this month goes to SDCWA and MWD for OMWD's cost of water.
- Next month's board meeting will be held on February 19 at 4:00 p.m.

My Water Use: Here, you'll find account and contact information, and any registered users on your account.

Account Information

Account Name
Address
Phone

Registered Users: No Registered Users [\[Register New User\]](#) **Register your email here**

Current Billing Period: Feb 4, 2025 - Mar 3, 2025 (Day 7 of 28)

Estimated Bill (as of 2/10/2025 11:00 AM)
Projected Bill (at last reported use rate): \$465.09
Water Use (as of 2/10/2025 11:00 AM)
Projected Water Use (at last reported use rate): 75.48 HCF
Last 24 Hours: 12.74

Account Number: [Redacted]

Alerts: 02/07/2025 Water Use: Abnormal water use detected.
12/11/2024 Water Use: Abnormal water use detected.

Last 30 Days (Sun Jan 12, 2025 - Mon Feb 10, 2025)

Water (HCF) chart: Shows water usage over the last 30 days. Usage is generally low, with a significant spike on Feb 28.

Avg Temp (°F) chart: Shows average temperature over the last 30 days, ranging from approximately 32°F to 64°F.

Settings

Email Address: watersaver@olivenhain.co

First Name: Water

Last Name: Saver

Alias: [Empty] If an Alias is entered, it will be displayed in place of your name.

Mailing Address: 1966 OMWD
Olivenhain CA 92024

Phone: 123 - 456 - 7891 Cell
[Empty] - [Empty] - [Empty] Home
[Empty] - [Empty] - [Empty] Ext. [Empty] Work At least one phone number is required.

Contact Preference:
 Email
 Text Msg
 Cell Phone
 Home Phone
 Work Phone
 Urgent issues only

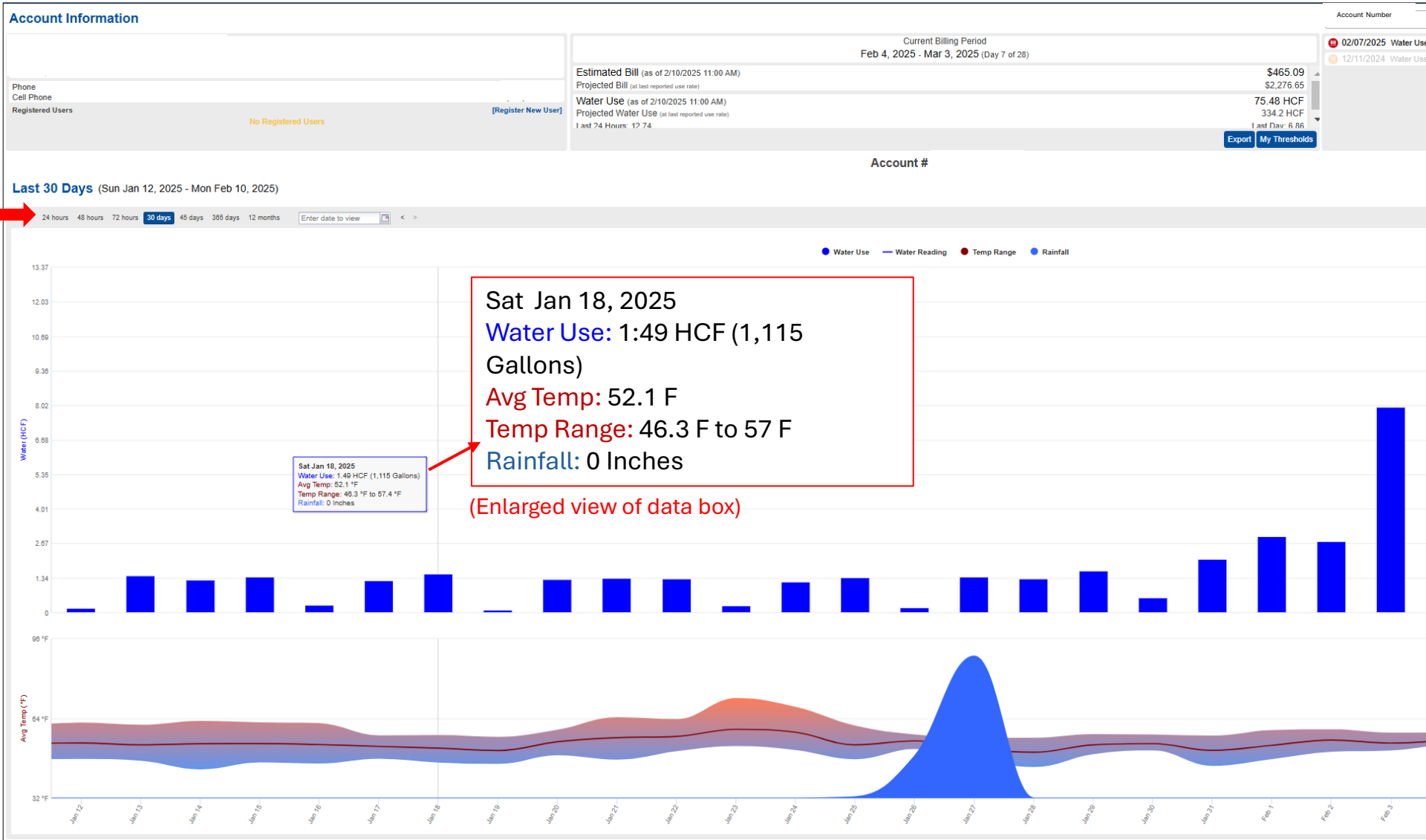
Save **Cancel**

You can view how much water you have used at any given point in time. You can also see an estimate of how much your monthly bill will be IF you continue to use water at the same rate throughout the remainder of the billing cycle.

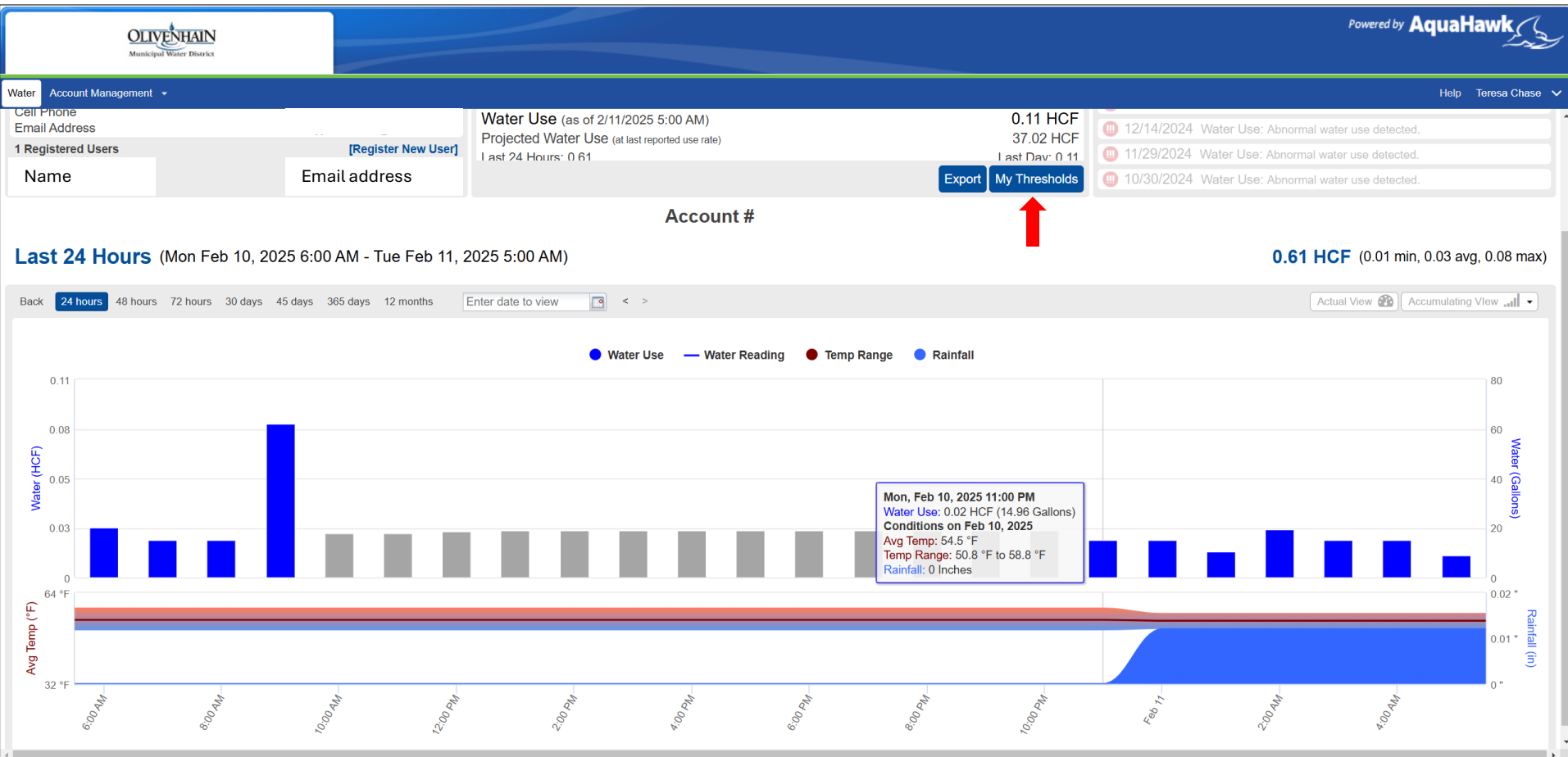


You can measure your water use by hour, day, week, month, or year.

For the monthly total, keep in mind that it is normal to see a spike in water use during summer months compared to winter months. Customers tend to use more water when temperatures are warm.



Sign up for alerts using “My Thresholds,” so you will know if there is a sudden spike in water use. Think of these as your targets for water use. This gives OMWD permission to send you a message when you’ve gone over your set targets.



Simple alerts can be set in the first “My Thresholds” screen.

Here, the customer wants to be notified both when their bill exceeds \$500 (Current) at any time during the billing period and if they are on track (Projected) to exceed \$500 at the end of the billing period. You can set any dollar amount and use either setting by checking its box.

You can also set “advanced water use thresholds” to set more specific thresholds.

OLIVENHAIN
Municipal Water District

Powered by AquaHawk

Water Account Management Help Teresa Chase

Export My Thresholds 12/14/2024 Water Use: Abnormal water use

Account #

Last 24 Hours (Mon Feb 10, 2025 6:00 AM - Tue Feb 11, 2025 3:00 AM) 0.61 HCF (0.01 min, 0.03 avg, 0.08 max)

Back 24 hours 48 hours 72 hours 30 days 45 days

Actual View Accumulating View

My Thresholds

Account #

Billing Period Thresholds (Account)

Estimated Bill Alert Threshold

Current Projected

Water Use Alert Threshold

Current Projected

To set advanced water use thresholds, [click here.](#)

If multiple water meters are available, click each desired meter number.

Apply Cancel

You can set an hourly, daily, monthly, or yearly threshold alert here.

Don't know where to start? This example will detect continuous water flow, which can indicate a leak.

See how the alert system works, then you can adjust and set up others.

The screenshot displays the AquaHawk web interface for the Olivenhain Municipal Water District. The main dashboard shows a bar chart of water usage (HCF) over the last 24 hours, with a peak of approximately 0.08 HCF. A summary for the last 24 hours shows a total of 0.61 HCF, with a minimum of 0.01, an average of 0.03, and a maximum of 0.08. The 'My Thresholds' modal is open, allowing configuration of alerts. The modal is divided into two main sections: 'Billing Period Thresholds (Account)' and 'Water Use Thresholds (Meter)'. The 'Billing Period Thresholds' section includes options for 'Estimated Bill Alert Threshold' and 'Water Use Alert Threshold', each with 'Current' and 'Projected' checkboxes and input fields for 'Bill Amount (dollars)' and 'Water Use (Gallons)'. The 'Water Use Thresholds (Meter)' section includes options for '1 Hour', '1 Day', '1 Week', and '1 Month' thresholds, each with a 'Water Use (Gallons)' input field. A '10 gallons per hour for 24 Hours' threshold is currently selected. The modal also features an 'Apply' button and a 'Cancel' button. Red arrows in the image point to the '1 Hour' and '1 Day' threshold options, the '24 Hours' dropdown menu, and the 'Apply' button.