

**NOTICE OF A SPECIAL MEETING  
OF THE OLIVENHAIN MUNICIPAL WATER  
DISTRICT'S FINANCE COMMITTEE  
1966 Olivenhain Road, Encinitas, CA 92024  
Tel: (760) 753-6466 • Fax: (760) 753-1578  
VIA TELECONFERENCE ONLY**

**Pursuant to AB 3035, effective January 1, 2003, any person who requires a disability related modification or accommodation in order to participate in a public meeting shall make such a request in writing to the District for immediate consideration.**

**DATE:** THURSDAY, JANUARY 7, 2021

**TIME:** 10:00 A.M.

**PLACE:** Remote Regular Meeting

Pursuant to the State of California Executive Order N-29-20, and in the interest of public health, OMWD is temporarily taking actions to mitigate the COVID-19 pandemic by holding Committee Meetings electronically or by teleconference. The Boardroom will not be open to the public for this meeting.

**To join this meeting via phone, please dial:**

(669) 900-9128 or (346) 248-7799

Meeting ID: 885 4533 4375 and Password: 089467

*Note: Items On The Agenda May Be Taken Out Of Sequential Order As Their Priority Is Determined By The Committee*

1. CALL TO ORDER
2. ROLL CALL (BOARD MEMBERS)
3. ADOPTION OF THE AGENDA
4. PUBLIC COMMENTS

5. CONSIDER APPROVAL OF THE MINUTES OF THE NOVEMBER 16, 2020  
REGULAR FINANCE COMMITTEE MEETING
6. REVIEW AND DISCUSS OMWD'S PROPOSED 2021 WATER RATES AND  
CHARGES
7. ADJOURNMENT

**MINUTES OF A REGULAR MEETING  
OF THE FINANCE COMMITTEE  
OF OLIVENHAIN MUNICIPAL WATER DISTRICT**

**November 16, 2020**

A regular meeting of the Finance Committee of Olivenhain Municipal Water District was held on Monday, November 16, 2020, at the District office, 1966 Olivenhain Road, Encinitas, California.

The meeting was called to order at 2:08 p.m. In attendance were Edmund K. Sprague, Board President and Division 5 Director; Lawrence A. Watt, Treasurer and Division 2 Director; Kimberly Thorner, General Manager; Rainy Selamat, Finance Manager; Leo Mendez, Accounting Supervisor; and Kenneth H. Pun from The Pun Group LLP, the District's independent auditors. Also in attendance via teleconference was Jared Graffam, Financial Analyst.

1. CALL TO ORDER

2. ROLL CALL (BOARD MEMBERS)

3. ADOPTION OF THE AGENDA

Director Sprague moved to adopt the agenda, seconded by Director Watt and carried unanimously.

4. PUBLIC COMMENTS

There were no public comments.

5. CONSIDER APPROVAL OF THE MINUTES OF THE AUGUST 12, 2020 REGULAR FINANCE COMMITTEE MEETING

Director Sprague moved to approve the August 12, 2020 meeting minutes, seconded by Director Watt and carried unanimously.

6. REVIEW AND DISCUSS FISCAL YEAR 2019-20 AUDITED FINANCIAL STATEMENTS AND RESULTS

Mr. Pun reviewed and discussed the District's audited financial statements with the Finance Committee. Mr. Pun stated that there were no material findings during the audit and his team did not encounter any difficulties in performing their audit. He also stated that the District received a clean audit and no material weaknesses or significant

deficiencies in internal controls were noted.

Mr. Pun reported that Governmental Accounting Standards Board No. 95, Postponement of the Effective Dates of Certain Authoritative Guidance went into effect during the fiscal year under audit. The primary objective of this Statement is to provide temporary relief to governments and other stakeholders in light of the COVID-19 pandemic, and implementing the measure did not have a material effect on the District's financials.

Mr. Pun also reported on certain financial highlights of the District during the audit to the Finance Committee, including fluctuations in the District's cash and investment accounts, receivables, payables, and net pension liability. Mr. Pun stated the District is in a healthy position at 75% funded for its pension liability, which is above the average of approximately 70% funded that he has seen across his other clients.

Director Watt inquired about the District's current assets decrease, whether the District should be concerned about the decrease in cash receipts, and the reason for the large increase in cash flow from investments. Finance Manager Selamat explained the decrease to current assets was caused by cash spent on large capital projects during the year and that the decrease in cash receipts is primarily a result of an increase in receivables at year end, from increased sales due to the warmer weather towards year end, in comparison to the prior year.

Director Watt asked Mr. Pun if he had any key takeaways from the audit. Mr. Pun reported that the audit went very well and that staff provided requested documentation in a timely basis, despite the COVID-19 pandemic, and that many of his clients have provided their documentation late. Finance Manager Selamat added that the District disclosed its COVID effects in the fiscal year 2020 CAFR for bond holders and the District's allowance for uncollectable water accounts has been conservatively increased by \$100,000.

## 7. QUARTERLY REVIEW OF INVESTMENTS AND FUND BALANCES (Q3 2020)

Finance Manager Selamat reviewed the investment report as of September 30, 2020 with the committee. Cash and investments were discussed. Finance Manager Selamat reported the District has a few securities likely to be called before these securities are matured because of the current market condition. Replacing the called securities with new securities available will reduce the District's overall investment return.

Finance Manager Selamat reported that the District's investments are in compliance with the investment policy and that the District has sufficient funds to meet its financial obligations for the next 120 days. Finance Manager Selamat also reported on fund balances as of June 30, 2020 through September 30, 2020.

8. ANNUAL REVIEW OF INVESTMENT POLICY AND RESERVES POLICY

Finance Manager Selamat reviewed and discussed staff-proposed changes to the District's investment and reserve policies for consideration. Finance Manager Selamat reported Richard Babbe with PFM Assets Management completed the annual review of the District's investment policy. While no changes are required, Mr. Babbe recommended minor revisions to the policy related to Senate Bill 998, which will take effect on January 1, 2021. The recommended changes include updating the effective date of the policy, incorporating language into the policy to anticipate potential negative market interest rates for securities issued or backed by the U.S. government that could result in a zero or negative interest rate accrual if held to maturity, and to eliminate the 10% per issuer limit on outstanding commercial paper because it is no longer in the California Government Code.

Finance Manager Selamat reported District staff is not proposing any changes to the reserve policy. The proposed changes to the investment policy were approved by the committee to be presented to the full board at its December 2020 meeting.

9. REVIEW AND DISCUSS STAFF-PROPOSED ADJUSTMENTS TO WATER RELATED SERVICE FEES (FIRE FLOW TEST AND TRANSFER FEES)

Finance Manager Selamat stated the District's Water Related Service Fees are reviewed annually to ensure water service related fees collected recover the actual cost of providing such services. Finance Manager Selamat reported Staff is recommending an increase to \$435 from \$400 for the Fire Flow test, and an increase to \$25 from \$20 for the meter account transfer fee in order to recover actual costs incurred for these services. The proposed changes were approved by the committee to be presented to the full board at its December 2020 meeting.

10. CONSIDER STAFF REPORT ON 2020 SEWER COST OF SERVICE STUDY AND FINANCIAL PLAN (VERBAL REPORT)

Finance Manager Selamat provided a verbal update on the 2020 Sewer Cost of Service study noting District staff had several meetings with Raftelis consultants, the rate consultant, and is working on a draft of the study for the committee to consider early next year (2021).

11. CONSIDER FUTURE AGENDA ITEMS

There were no future agenda items requested.

12. ADJOURNMENT

The meeting was adjourned at 3:17 p.m.

# Memo

Date: January 7, 2021  
To: Finance Committee  
From: Rainy Selamat, Finance Manager  
Via: Kimberly Thorner, General Manager  
Subject: **REVIEW AND DISCUSS OMWD'S PROPOSED 2021 POTABLE AND RECYCLED WATER RATES AND CHARGES**

---

Staff has prepared the attached presentation for discussion with the Committee during the meeting.

The proposed 2021 water rates and charges include pass-through purchased water wholesale cost and pass-through annual inflation adjustment consistent with the Pass-Through Ordinance adopted by the Board in December 2019.

The proposed 5% increase to OMWD Fire Meter Charges for 2021 were included in the 2019 Water Rate study and posted on the Proposition 218 Notice for 2021 proposed Fire Meter Charge.

The proposed 2021 rates and charges are about a 2.6% increase to the District's revenues under the existing rates (a 2.6% revenue adjustment), but less than the 5% planned revenue adjustment projected in the 2019 Water Rate Study.

Following discussion with the Committee, the proposed 2021 potable and recycled water rates and charges will be presented to the Board for consideration at the January 13, 2021 meeting.

Attachment: 2021 Water Rates and Charges Presentation

# **Proposed 2021 Rates and Charges (Potable and Recycled)**

Special Finance Committee Meeting  
January 7, 2021



# Prop. 218 Notice

---



## NOTICE OF PUBLIC HEARING

Concerning Proposed Rate Increases and Adjustments for  
Olivenhain Municipal Water District Water Service Fees

**November 13, 2019 at 5:30 p.m.**

**Boardroom of the District's Administrative Office**  
1966 Olivenhain Road  
Encinitas, California 92024

## PASS-THROUGH INCREASES & ADJUSTMENTS

To avoid operational deficits, depletion of reserves, and inability to address water capital infrastructure needs, the District is proposing to adopt an ordinance that would authorize the District, commencing January 1, 2020 and at any time through and including December 31, 2024, to pass through any increases in purchased water wholesale costs from SDCWA, and any other wholesale water charge increases imposed on the District by its public agency water suppliers (collectively referred to as "Purchased Water Wholesale Pass-Through"); increases to SDCWA fixed monthly meter fees collected on water meters ("SDCWA Infrastructure Access Charge"); increases to the District's Costs of Operations and Maintenance and Capital Facility based on over-the-year percent change in the San Diego County Consumer Price Index for All Urban Consumers ("CPI-U") ("Inflationary Pass-Through"); and increases in water rates or any other charges mandated by the State of California and imposed on the District ("CA Pass-Through") (collectively the "Pass-Through Increases and Adjustments").

Any future increases in SDCWA Infrastructure Access Charge will only impact the SDCWA Infrastructure Access Charge. Any Purchased Water Wholesale Pass-Through and any Inflationary Pass-Through will impact the rates of OMWD Commodity Charge including Demand Reduction Rate Adjustments. Any CA Pass-Through will affect all water rates and charges. If approved by the Board of Directors, the District may annually implement the Pass-Through Increases and Adjustments for a five-year period commencing March 1, 2020, through December 31, 2024. Any and all Pass-Through Increases and Adjustments shall not exceed 9% per year, and in no event shall any of pass-through increases result in rates exceeding the District's cost of providing water services to the District's customers.

Prior to implementing any Pass-Through Increases and Adjustments, the District will provide written notice of to customers not less than 30 days prior to the effective date of the pass-through increases.

## **OMWD Board Pass-Through Ordinance ( March 1, 2020-December 31, 2024)**

---

- The 2019 ordinance authorized the board to:
  - Pass through any increases in purchased water wholesale costs from SDCWA and any other wholesale water charge increases imposed on the District by its public agency water suppliers – Purchased Water Wholesale Pass-Through
  - Pass-through increases to SDCWA fixed monthly meter fees collected on water meters – SDCWA Infrastructure Access Charge
  - Pass-through increases to the District's Costs of Operations and Maintenance and Capital Facilities based on SDCPI-U – Inflationary Pass Through
  - Pass-through increases in water rates or any other charges mandated by the State of California and imposed on the District – CA Pass-Through
- All and all Pass-Through Increases and Adjustments of the above shall not exceed 9% per year
- In no event, will rates and charges be increased by more than the cost of providing water services
- Rate payers will be notified (written notice) at least 30 days prior to rate changes
- Board will set and approve rate increases each year

# What have we done to Minimize Rate Increases?

---

- A 2.6% revenue adjustment for 2021; planned revenue adjustment for 2021: 5%.
- Conservative Financial Planning despite fiscal challenges due to COVID-19
- Delayed non-critical water infrastructure projects to future years to reduce near-term capital expenditures;
- Pursued funding opportunities from state and federal programs for reimbursement of COVID-19 supply costs and water infrastructure projects; and
- Continue efforts to expand our recycled water systems to be less dependent on SDCWA for water supply.

# Reasons for 2021 water rate increases

---

- Purchased Water Wholesale Pass Through: Increased purchased water wholesale cost from San Diego County Water Authority (SDCWA) starting January 1, 2021
  - A 4.8% increase in County's untreated water cost per acre foot of water
- A 15.8% increase to SDCWA Infrastructure Access Charge effective January 1, 2021.
  - OMWD can only pass through 9% of the 15.8% increase per the Board's ordinance
- Inflationary Pass Through: annual inflation adjustment to the District's Costs of Operations and Maintenance and Capital Facility
  - Based on over-the-year SDCPI-U for 2020: 1.98%
  - Consistent with methodology in the 2019 Water Rate Study
- Fire Meter Charge
  - Based on the 2019 Water Cost of Service Study
- OMWD Debt Service Payments and Obligations

# San Diego County's Purchased Water Wholesale Cost

San Diego County Water Authority Rates and Charges for Wholesale Untreated Water	2020 CWA Wholesale Rates	2021 CWA Wholesale Rates	Change in Rate from CY 2020 to CY 2021
Melded Supply Rate	\$925	\$940	\$15
Transportation	132	150	\$18
Storage Charge <sup>1</sup>	181	189	\$8
Customer Service Charge <sup>1</sup>	64	73	\$9
Supply Reliability Charge <sup>1</sup>	104	122	\$18
<b>Untreated Water Cost <sup>2</sup></b>	<b>\$1,406</b>	<b>\$1,474</b>	<b>\$68</b>

- <sup>1</sup> Customer Service, Storage and Supply Reliability Charges are converted to \$/AF based on county-wide sales estimates.
- <sup>2</sup> Includes water rates and charges and excludes CWA's IAC and MWD's RTS and Capacity Charges.

# OMWD Purchased Water Wholesale Costs for Fiscal Year 2021

---

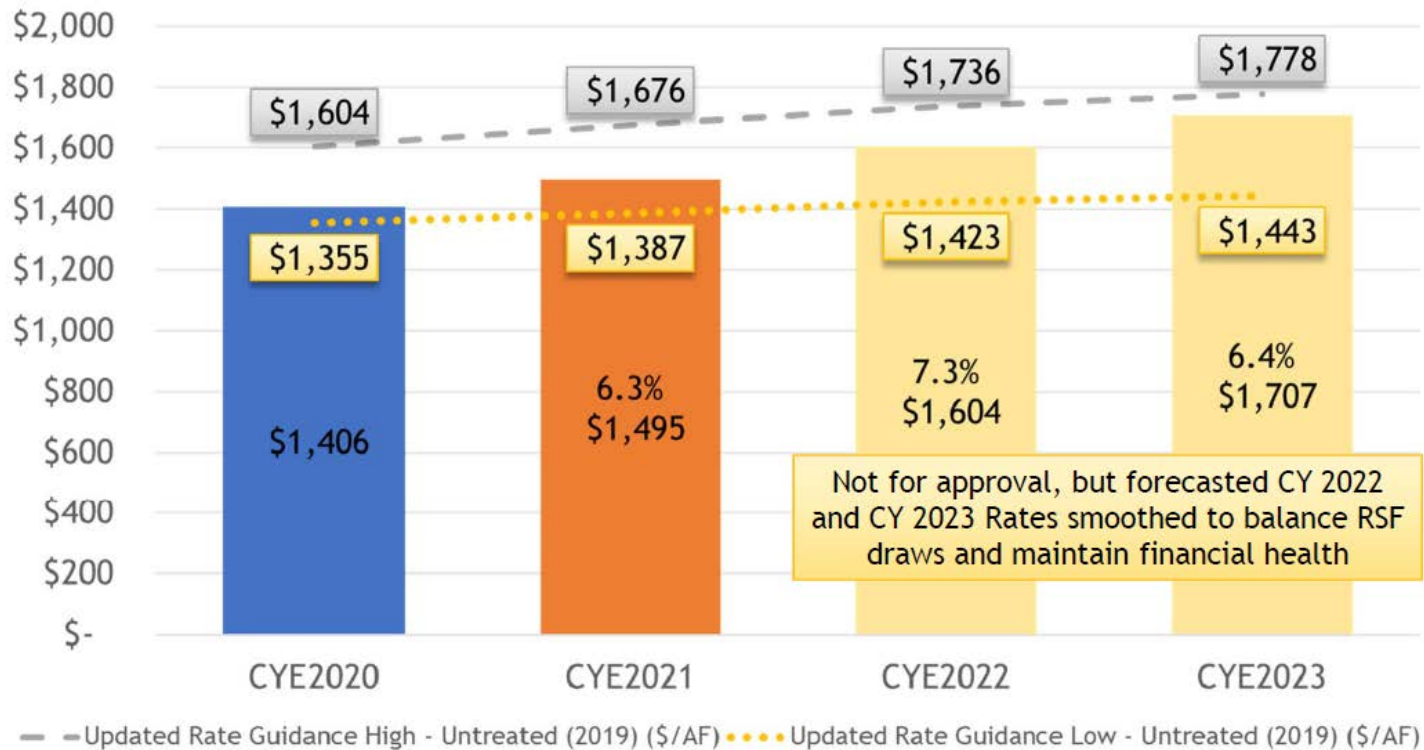
Rates and Charges Faced by OMWD	CY 2020 Rates	CY 2021 Rates
<i>Variable costs (per AF)</i>		
Melded Supply Rate	\$925	\$940
Transportation	132	150
Untreated cost/AF	1,009	1,029
<i>Fixed costs (per calendar year)</i>		
Storage	3,010,811	2,850,228
Customer Service	1,096,454	1,130,028
Supply Reliability Charge	1,703,771	1,769,782
Infrastructure Access Charge	1,241,496	1,438,176
MWD Capacity Charge	331,408	374,688
MWD Readiness to Serve Charge (est) <sup>1</sup>	715,800	655,081
Total Fixed Costs	\$8,099,740	\$8,217,983

<sup>1</sup> Readiness to Serve charge is based on fiscal year

Source: SDCWA



# SDCWA LRFP High/Low Untreated Rates



*CYE 2021 "All-In" Untreated rate shown above was later reduced to \$1,474 AF for a 4.8% increase*

# Purchased Water Wholesale Costs from Recycled Water Suppliers

Recycled Water Rates					
Agency					
	Apr-19	Increase	Apr-20	Increase <sup>1</sup>	Apr-21
RSFCSD	\$ 838.53	-6.2%	\$ 786.26	1.1%	\$ 794.97
	Jul-19	Increase	Jul-20	Increase	Jul-21
City of SD <sup>2</sup>	\$ 780.33	0.0%	\$ 780.33	0.0%	\$ 780.33
	Jul-19	Increase	Jul-20	Increase <sup>3</sup>	Jul-21
SEJPA <sup>3</sup>	\$ 1,130.00	5.3%	\$ 1,190.00	4.0%	\$ 1,238.00
	FY '19	Increase	FY '20	Increase <sup>4</sup>	FY '21
VWD	\$ 1,139.00	13.8%	\$ 1,296.00	4.8%	\$ 1,358.00

1 - Estimated increase for FY '22

2 - City of SD amounts include a \$25 premium, cost estimated to remain consistent through FY '22

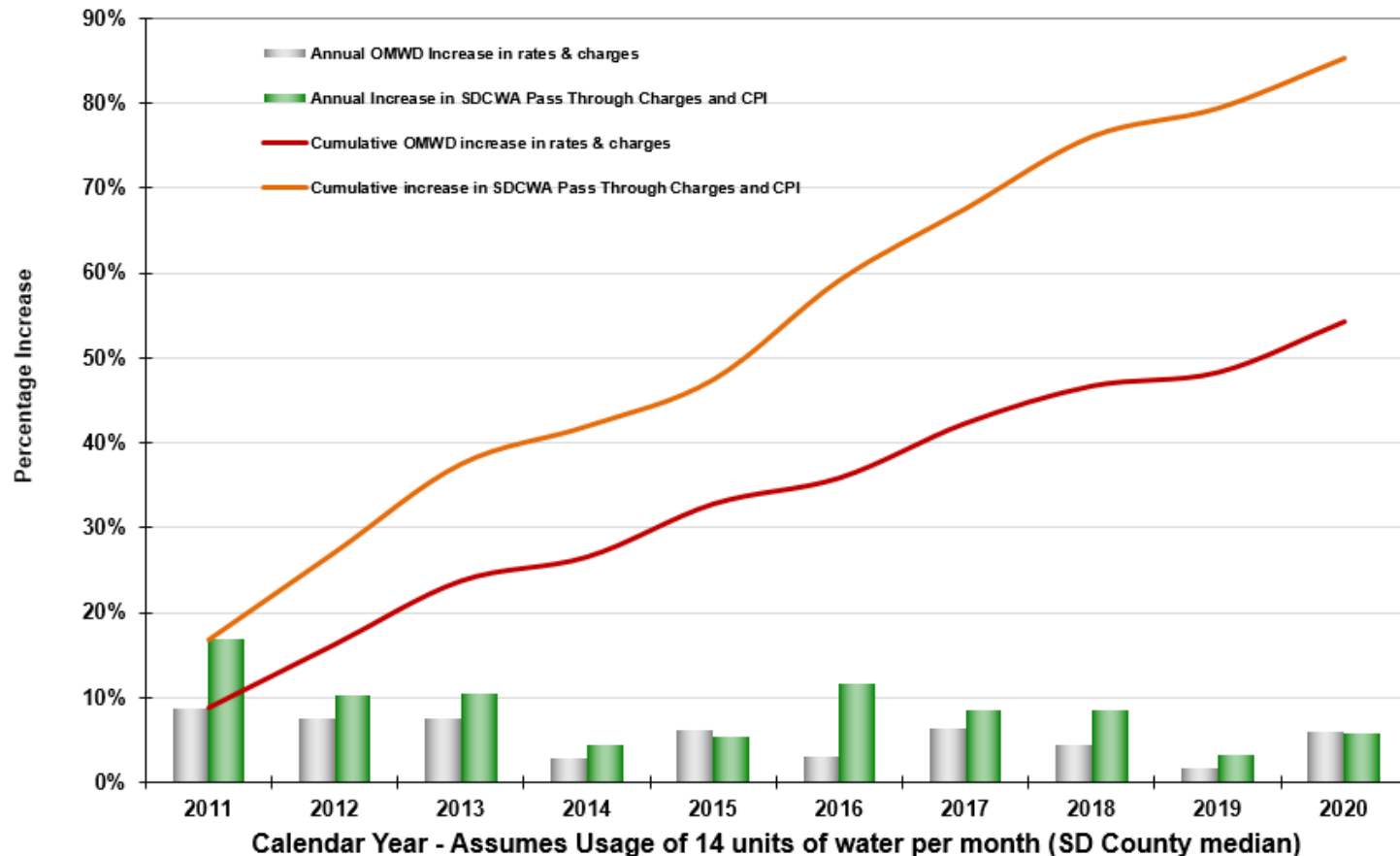
3 - SEJPA amounts are net of \$450 credit - estimated 4% increase for FY '22

4 - Estimated increase for FY '22.



# SDCWA Drives OMWD's Increases

## OMWD Increases in Rates & Charges vs. SDCWA Increases and San Diego CPI



# Current and Proposed Commodity Rates:

Current Commodity Charge Effective March 1, 2020 ( 1 unit=748 gallons )				
	NON-SHORTAGE	WATER SUPPLY SHORTAGE RATES		
Customer Type	(Base) Rates	10% Demand Reduction Rates	20% Demand Reduction Rates	30% Demand Reduction Rates
<b>Domestic</b>				
0-6 Units	\$3.30	\$3.53	\$3.80	\$4.15
7-23 Units	\$4.90	\$5.13	\$5.40	\$5.75
23-80 Units	\$5.49	\$5.72	\$5.99	\$6.34
Over 80 Units	\$6.58	\$6.81	\$7.08	\$7.43
<b>Agricultural</b>	\$5.42	\$5.65	\$5.92	\$6.27
Combined Agricultural/ Domestic	First 23 units per month: Follow Domestic Rate Structure. Over 23 units per month: Follow Agricultural Rate Structure.			
<b>Commercial</b>	\$4.59	\$4.82	\$5.09	\$5.44
<b>Irrigation</b>				
Tier 1	\$5.20	\$5.43	\$5.70	\$6.05
Tier 2	\$5.57	\$5.80	\$6.07	\$6.42
Construction	\$6.65	\$6.88	\$7.15	\$7.50
Recycled	\$3.61	Shortage rates do not apply		

WE ARE  
HERE



Proposed Commodity Charge Effective April 1, 2021 ( 1 unit=748 gallons )				
	NON-SHORTAGE	WATER SUPPLY SHORTAGE RATES		
Customer Type	(Base) Rates	10% Demand Reduction Rates	20% Demand Reduction Rates	30% Demand Reduction Rates
<b>Domestic</b>				
0-6 Units	\$3.39	\$3.62	\$3.89	\$4.24
7-23 Units	\$5.02	\$5.25	\$5.52	\$5.87
23-80 Units	\$5.63	\$5.86	\$6.13	\$6.48
Over 80 Units	\$6.74	\$6.97	\$7.24	\$7.59
<b>Agricultural</b>	\$5.55	\$5.78	\$6.05	\$6.40
Combined Agricultural/ Domestic	First 23 units per month: Follow Domestic Rate Structure. Over 23 units per month: Follow Agricultural Rate Structure.			
<b>Commercial</b>	\$4.71	\$4.94	\$5.21	\$5.56
<b>Irrigation</b>				
Tier 1	\$5.33	\$5.56	\$5.83	\$6.18
Tier 2	\$5.71	\$5.94	\$6.21	\$6.56
Construction	\$6.81	\$7.04	\$7.31	\$7.66
Recycled	\$3.65	Shortage rates do not apply		

# Current and Proposed Irrigation Unit Allotments

## Tier 1 Allotment / Based upon water use by meter size

---

Current Irrigation Unit Allotments Tier 1 Allotment / Based upon water use by meter size		
Meter Size	Winter (Dec-May)	Summer (Jun-Nov)
5/8"	10	15
3/4"	20	30
1"	35	50
1-1/2"	50	110
2"	100	200
3"	200	500
4"	600	3500
6"	3,100	11,800
8"	5,600	21,300

Proposed Irrigation Unit Allotments Tier 1 Allotment / Based upon water use by meter size		
Meter Size	Winter (Dec-May)	Summer (Jun-Nov)
5/8"	10	15
3/4"	20	30
1"	35	50
1-1/2"	50	110
2"	100	200
3"	200	500
4"	600	3500
6"	3,100	11,800
8"	5,600	21,300

*No proposed changes for irrigation unit allotments*

# OMWD System Access Charge – Current and Proposed

OMWD System Access Charge (\$/Meter Size)

Meter Size	Current (1)	Proposed 3/1/2020 (4)	Proposed 3/1/2021	Proposed 3/1/2022	Proposed 3/1/2023	Proposed 3/1/2024
5/8"	\$28.43	\$29.41	\$30.89	\$32.44	\$34.07	\$35.78
3/4" (*)	\$37.70	\$38.46	\$40.39	\$42.41	\$44.54	\$46.77
1"	\$65.55	\$65.60	\$68.88	\$72.33	\$75.95	\$79.75
1-1/2"	\$102.68	\$101.79	\$106.88			
2"	\$161.47	\$159.10	\$167.06			
2-1/2"	\$294.50	\$288.78	\$303.22			
3"	\$322.34	\$315.93	\$331.73			
4"	\$535.82	\$524.03	\$550.24			
6"	\$1,120.55	\$1,094.04	\$1,148.75			
8"	\$2,017.75	\$1,968.66	\$2,067.10			



Prop 218 Notice

Current and Proposed OMWD System Access Charge (SAC)

Meter Size	Current	Pass-Through Increases & Adjustments		Proposed Effective April 1, 2021
		\$	%	
5/8"	\$29.41	\$0.75	2.55%	\$30.16
3/4"	\$38.46	\$0.98	2.55%	\$39.44
1"	\$65.60	\$1.67	2.55%	\$67.27
1-1/2"	\$101.79	\$2.58	2.53%	\$104.37
2"	\$159.10	\$4.03	2.53%	\$163.13
2-1/2"	\$288.78	\$7.32	2.53%	\$296.10
3"	\$315.93	\$8.00	2.53%	\$323.93
4"	\$524.03	\$13.27	2.53%	\$537.30
6"	\$1,094.04	\$27.70	2.53%	\$1,121.74
8"	\$1,968.66	\$49.84	2.53%	\$2,018.50

# Current and Proposed System Access Charges

Current and Proposed OMWD System Access Charge (SAC)				
Meter Size	Current	Pass-Through Increases & Adjustments		Proposed Effective April 1, 2021
		\$	%	
5/8"	\$29.41	\$0.75	2.55%	\$30.16
3/4"	\$38.46	\$0.98	2.55%	\$39.44
1"	\$65.60	\$1.67	2.55%	\$67.27
1-1/2"	\$101.79	\$2.58	2.53%	\$104.37
2"	\$159.10	\$4.03	2.53%	\$163.13
2-1/2"	\$288.78	\$7.32	2.53%	\$296.10
3"	\$315.93	\$8.00	2.53%	\$323.93
4"	\$524.03	\$13.27	2.53%	\$537.30
6"	\$1,094.04	\$27.70	2.53%	\$1,121.74
8"	\$1,968.66	\$49.84	2.53%	\$2,018.50

*Proposed OMWD System Access Charge shown above include pass-through increases and adjustments from SDCWA effective January 1, 2021 and over-the-year percent change in the San Diego County Consumer Price Index for All Urban Consumers (CPI-U).*

# Current and Proposed SDCWA Infrastructure Access Charge (IAC)

---

Current and Proposed SDCWA Infrastructure Access Charge (IAC)				
Meter Size	Current	Pass-Through Increases & Adjustments		Proposed Effective April 1, 2021
		\$	%	
5/8"	\$3.66	\$0.32	8.7%	\$3.98
3/4"	\$3.66	\$0.32	8.7%	\$3.98
1"	\$6.96	\$0.62	8.9%	\$7.58
1-1/2"	\$11.35	\$1.02	9.0%	\$12.37
2"	\$18.30	\$1.64	9.0%	\$19.94
2-1/2"	\$34.04	\$3.06	9.0%	\$37.10
3"	\$37.34	\$3.36	9.0%	\$40.70
4"	\$62.59	\$5.63	9.0%	\$68.22
6"	\$131.76	\$11.85	9.0%	\$143.61
8"	\$237.90	\$21.41	9.0%	\$259.31

*Proposed SDCWA Infrastructure Access Charge (IAC) shown above are the maximum SDCWA IAC that could be imposed by OMWD pursuant to the Proposition 218 notice for Pass-Through Increases and Adjustments. The SDCWA IAC Pass-Through increase and adjustments shown above do not represent actual increases from SDCWA effective January 1, 2021.*

# Fire Meter Charges – Current and Proposed

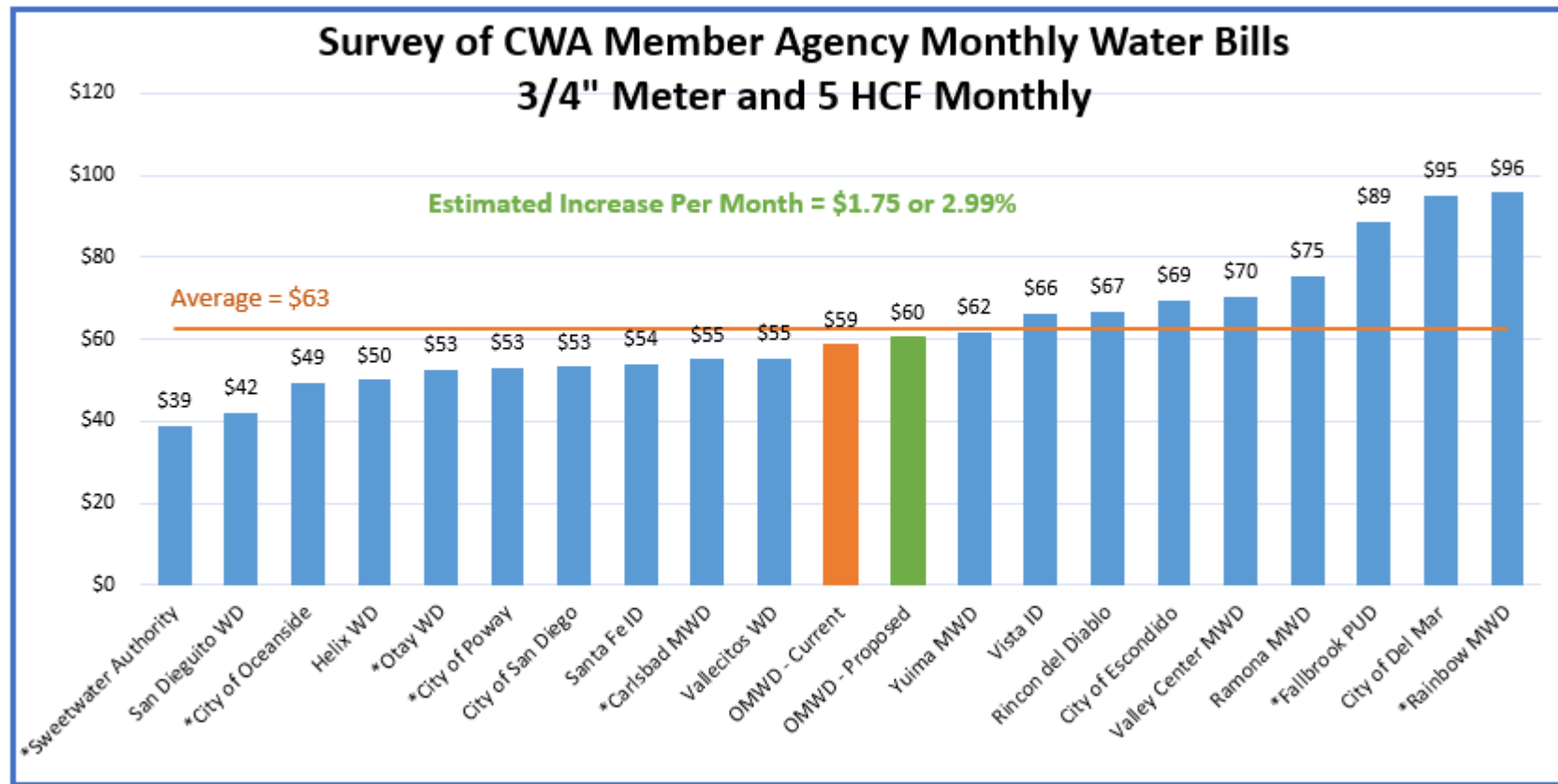
OMWD Fire Meter Charge (\$/Meter Size)						
Meter Size	Current (1)	Proposed 3/1/2020 (4)	Proposed 3/1/2021	Proposed 3/1/2022	Proposed 3/1/2023	Proposed 3/1/2024
5/8"	\$3.82	\$4.82	\$5.07	\$5.33	\$5.60	\$5.88
3/4" (*)	\$3.82	\$4.82	\$5.07	\$5.33	\$5.60	\$5.88
1"	\$4.50	\$5.42	\$5.70	\$5.99	\$6.29	\$6.61
1-1/2"	\$5.42	\$6.21	\$6.53	\$6.86	\$7.21	\$7.58
2"	\$6.88	\$7.48	\$7.86	\$8.26	\$8.68	\$9.12
2-1/2"	\$10.15	\$10.34	\$10.86			
3"	\$10.84	\$10.93	\$11.48			
4"	\$16.10	\$15.52	\$16.30			
6"	\$30.51	\$28.09	\$29.50			
8"	\$52.64	\$47.37	\$49.74			

Prop 218 Notice

Current and Proposed OMWD Fire Meter Charge Rates (\$/Meter Size)				
Meter Size	Current	Change	% Change	Proposed Effective April 1, 2021
5/8"	\$4.82	\$0.24	5.0%	\$5.06
3/4"(*)	\$4.82	\$0.24	5.0%	\$5.06
1"	\$5.42	\$0.27	5.0%	\$5.69
1-1/2"	\$6.21	\$0.31	5.0%	\$6.52
2"	\$7.48	\$0.37	4.9%	\$7.85
2-1/2"	\$10.34	\$0.51	4.9%	\$10.85
3"	\$10.93	\$0.54	4.9%	\$11.47
4"	\$15.52	\$0.77	5.0%	\$16.29
6"	\$28.09	\$1.40	5.0%	\$29.49
8"	\$47.37	\$2.36	5.0%	\$49.73



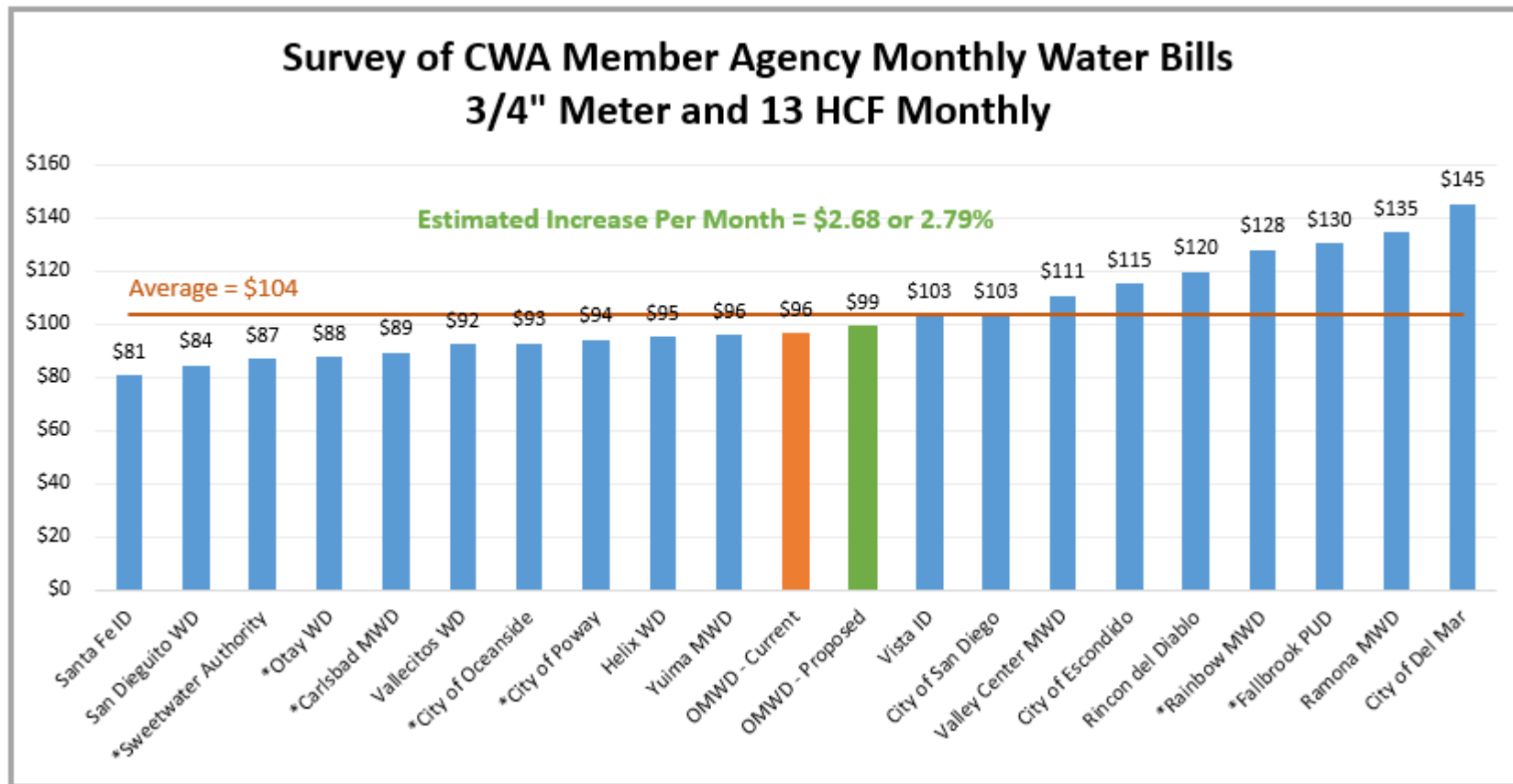
# Monthly Water Bills for Single Family Residential (5 units)



Estimated monthly total includes fixed monthly fees as well as variable commodity charges. Surveyed rates are based off of either approved 2020 rates, or approved/proposed 2021 rates if marked with an \*.

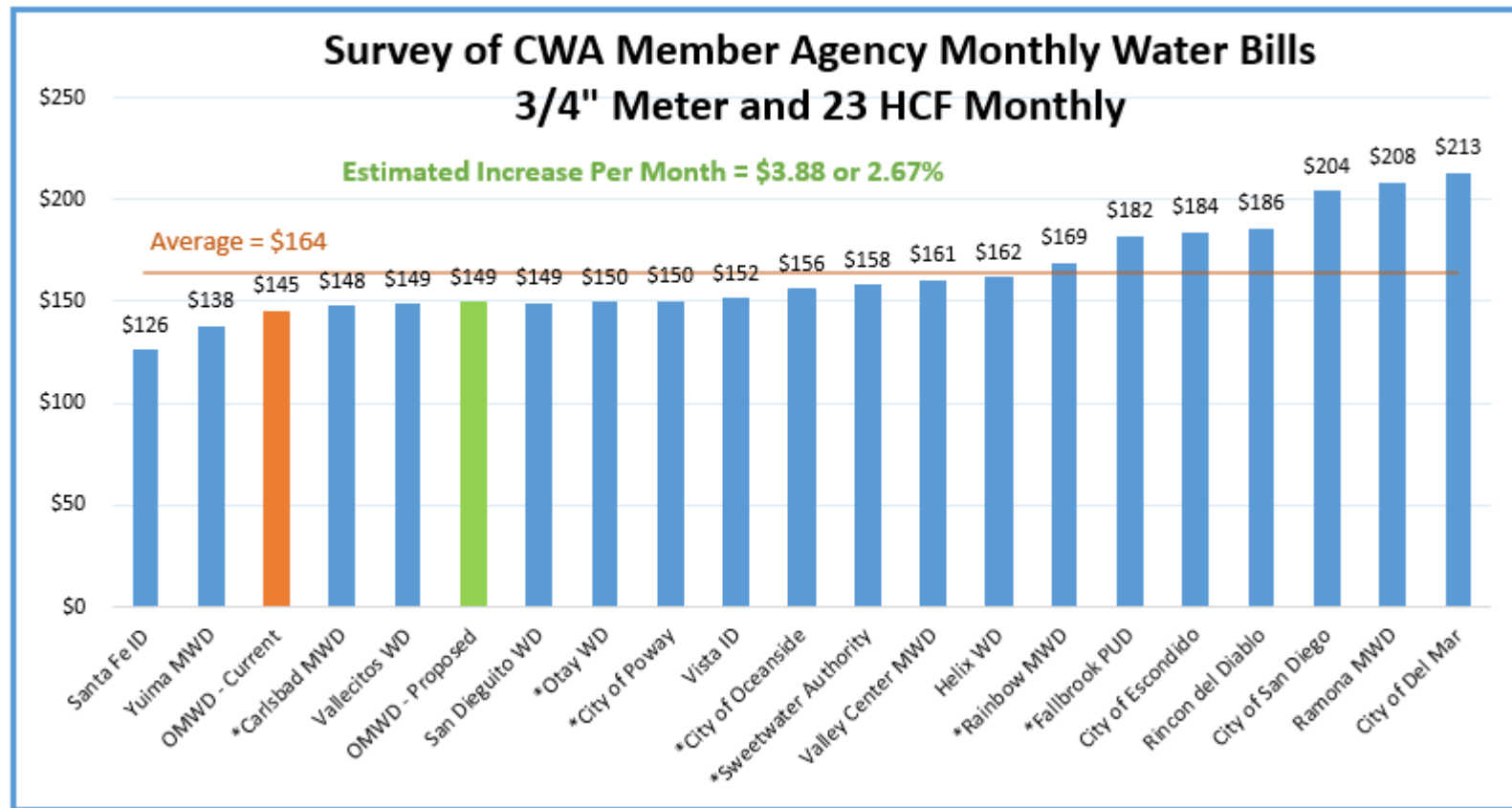


# Monthly Water Bills for Single Family Residential (13 units)



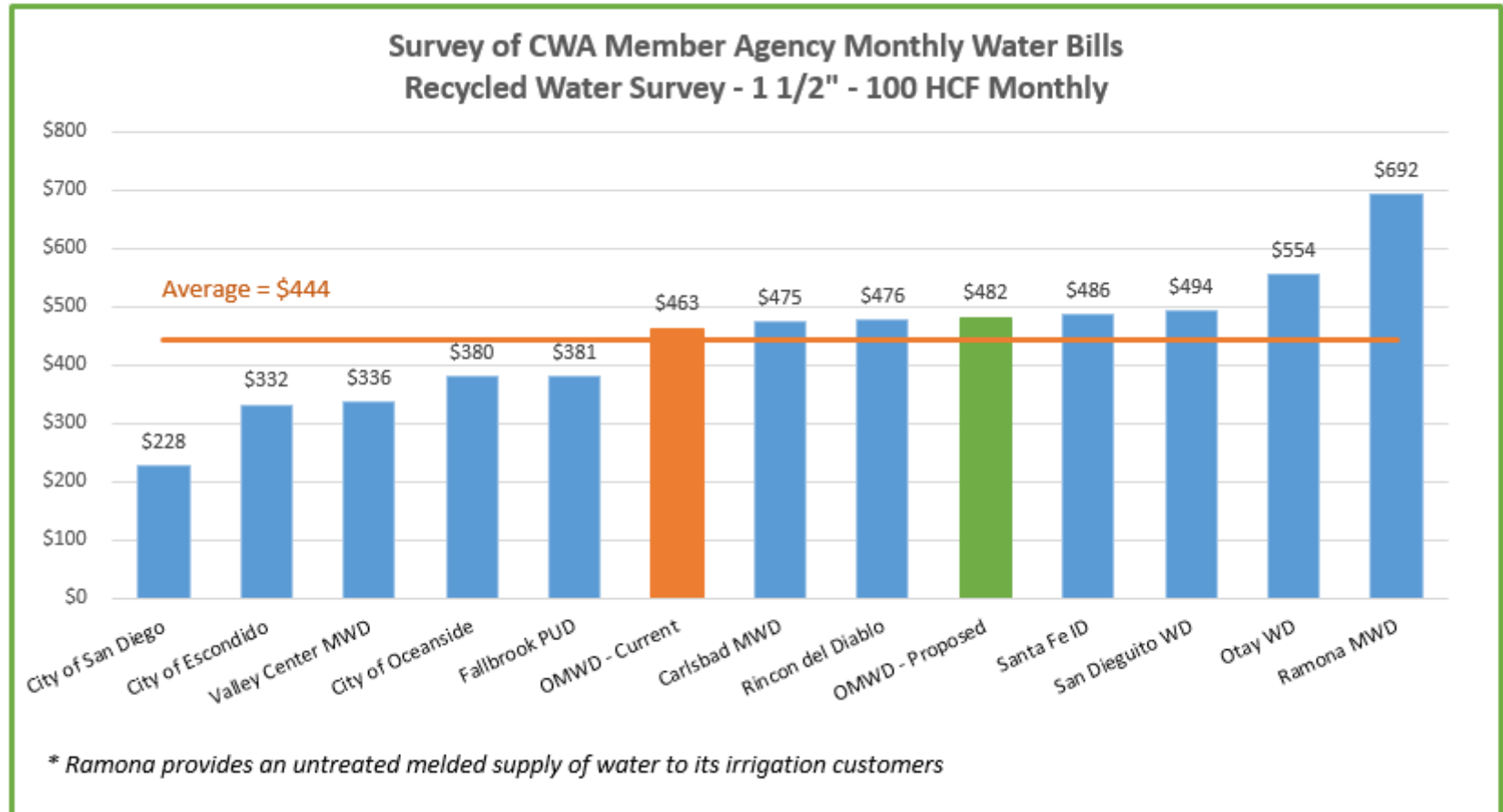
Estimated monthly total includes fixed monthly fees as well as variable commodity charges. Surveyed rates are based off of either approved 2020 rates, or approved/proposed 2021 rates if marked with an \*.

# Monthly Water Bills for Single Family Residential (23 units)



Estimated monthly total includes fixed monthly fees as well as variable commodity charges. Surveyed rates are based off of either approved 2020 rates, or approved/proposed 2021 rates if marked with an \*.

# OMWD Recycled Customer's Monthly Average Water Bill



Estimated monthly total includes fixed monthly fees as well as variable commodity charges.